

4

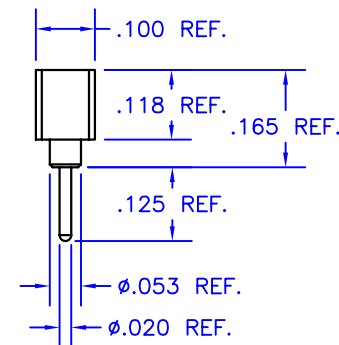
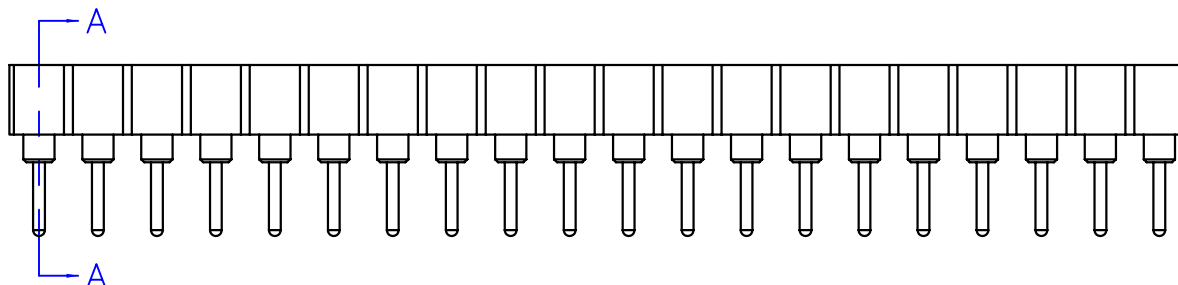
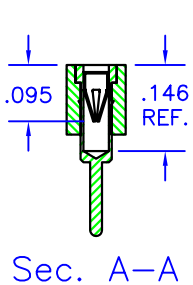
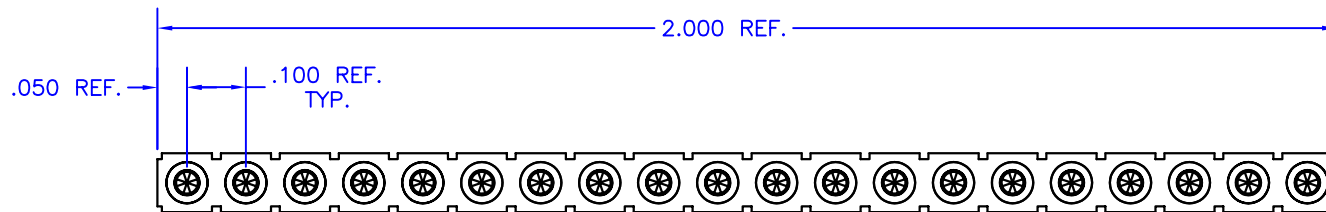
3

2

1

D

D

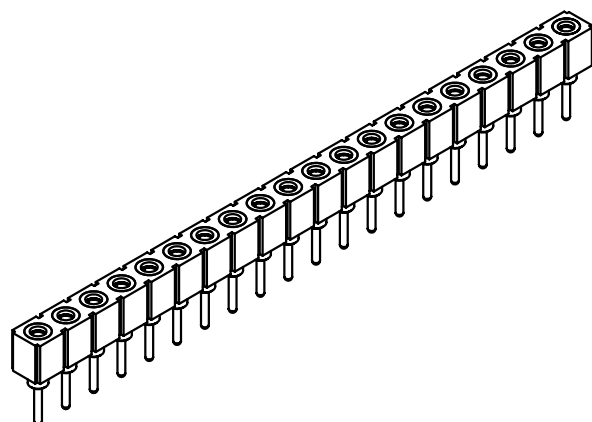


C

C

B

B



A

A

**NOTES:**

1. Unless otherwise noted, dimensions are in inches.
2. Shell: 360 brass, half-hard, with 200 μin tin/lead over nickel
3. Contacts: Beryllium copper with 30 μin gold over nickel
4. Body: Glass-filled black polyester, rated UL94V-0
5. Current rating: 3 amps, for 10°C temperature rise.
6. Solder mount in .028-.035 diameter hole.
7. Cut to length to suit application.
8. Mill-Max Part No. 310-93-120-41-001000

TOLERANCES - UNLESS OTHERWISE SPECIFIED	
DIAMETERS: ±.002	
LENGTHS: ±.005	
ANGLES: ±2°	



TITLE		<b>MATING SOCKET</b>		PART NO.		
		FOR .015-.025 DIAMETER PINS		<b>MS06</b>		
SUBJECT						
MECHANICAL DRAWING						
ENG:	TECH/DRAW:	DCA	SHL	OF	FILENAME:	
D-M	D-M	46478	1	1	MS06-B	
					REV	DATE
					B	10/21/04

4

3

2

1